


nordlux®

nordlux



FRONT SINGLE
 Item N°: 46801001
 Dø: 1958104
 Hvid/Weiss
 White/Vit
 Blanc/Wit

185X170X136MM

nordlux®



BULB NOT INCLUDED

PARALLEL CONNECTION

DESIGNED FOR OUTDOOR USE

FRONT SINGLE

nordlux®




BULB NOT INCLUDED

PARALLEL CONNECTION

DESIGNED FOR OUTDOOR USE

FRONT SINGLE









nordlux®



DESIGNED FOR OUTDOOR USE

nordlux®

FRONT SINGLE
 Item N°: 46801001
 Dø: 1958104
 Hvid/Weiss
 White/Vit
 Blanc/Wit

IP44		Masse I (jord) Genslet Earth Contact jordkontakt (I) Pisic de la masa (masa I) Genslet/Masse I
GU10	MAX 28W	M/G
220-240V -50/60Hz	BULB NOT INCLUDED	
		
		

Eignet für udstens brug
 Geeignet für Außen
 Suitable for outdoor
 Lampe für Außenbereich
 Indiqué pour usage extérieur
 Geschikt voor buiten

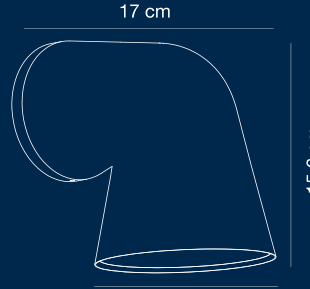
Parallelsamband muligt
 Parallelsamband möglich
 Parallelsamband mogelijk
 Montage en parallel possible
 Parallelsamband mogelijk

Ikke egnet til kystnære områder
 Nicht für den Einsatz am Meer geeignet
 Not suitable for seaside use
 Ikke tilpasset for kystnære områder
 Nicht geeignet für gebrauch aan zee

Cet appareil est un appareil à tension
 et ses accessoires ne fonctionnent
 qu'avec une tension de 230V/240V
 Cet appareil est un appareil à tension
 et ses accessoires ne fonctionnent
 qu'avec une tension de 230V/240V


FR
 ELEMENTS
 ENSEMBLES

! Noten skal udelændsmonteret af en autoriseret
 elektriker.
 In the Nordic Countries, outdoor lights must be mounted by an
 authorized electrician.
 In den skandinaviske Landene må den udendørs belysning kun
 monteres af en autoriseret elektriker.
 Om de pasten montages, de elektriciens autoriseret domet
 the installatie par un electricien agréé



17 cm
15,6 cm
11,8 cm

www.nordlux.com
 Nordlux A/S, Østergade 34, DK-5000 Odense



5 701581 398986

AAD: 23102023 HC
 Nordlux UK
 Unit 22, Deanfield Court
 BB7 1QS Clitheroe Lancashire
 01200422777

Height x Width x Depth COLOR BOX (CM)	NET WEIGHT COLOR BOX (KG)
18.5x17x13.6	0.25
GROSS WEIGHT COLOR BOX (KG)	VOLUME COLOR BOX (CBM)
0.80	0.004